

Table Analyzed	Copy of number of punctiform structures	Table Analyzed	Copy of number of punctiform structures	Table Analyzed	Copy of number of punctiform structures	Table Analyzed	Copy of number of punctiform structures
Column B vs. Column A	<i>lgg-1(tm3489)</i> vs, ctrl	Column C vs. Column A	<i>lgg-1(G116A)</i> vs, ctrl	Column D vs. Column A	<i>lgg-1(G116AG117*)</i> vs, ctrl	Column E vs. Column A	<i>RNAi unc-51</i> vs, ctrl
Mann Whitney test P value Exact or approximate P value? P value summary Significantly different (P < 0.05)? One- or two-tailed P value? Sum of ranks in column A,B Mann-Whitney U	 <0,0001 Exact **** Yes Two-tailed 99 , 604 8	Mann Whitney test P value Exact or approximate P value? P value summary Significantly different (P < 0.05)? One- or two-tailed P value? Sum of ranks in column A,C Mann-Whitney U	 0,0060 Exact ** Yes Two-tailed 199 , 77 22	Mann Whitney test P value Exact or approximate P value? P value summary Significantly different (P < 0.05)? One- or two-tailed P value? Sum of ranks in column A,D Mann-Whitney U	 <0,0001 Exact **** Yes Two-tailed 91 , 287 0	Mann Whitney test P value Exact or approximate P value? P value summary Significantly different (P < 0.05)? One- or two-tailed P value? Sum of ranks in column A,E Mann-Whitney U	 <0,0001 Exact **** Yes Two-tailed 420,5 , 440,5 34,50
Table Analyzed	Copy of number of punctiform structures	Table Analyzed	Copy of number of punctiform structures	Table Analyzed	Copy of number of punctiform structures	Table Analyzed	Copy of number of punctiform structures
Column F vs. Column B	<i>lgg-1(tm3489) RNAi unc-51</i> vs, <i>lgg-1(tm3489)</i>	Column H vs. Column D	<i>lgg-1(G116AG117*) RNAi unc-51</i> vs, <i>lgg-1(G116AG117*)</i>	Column G vs. Column C	<i>lgg-1(G116A) RNAi unc-51</i> vs, <i>lgg-1(G116A)</i>	Column F vs. Column E	<i>lgg-1(tm3489) RNAi unc-51</i> vs, <i>RNAi unc-51</i>
Mann Whitney test P value Exact or approximate P value? P value summary Significantly different (P < 0.05)? One- or two-tailed P value? Sum of ranks in column B,F Mann-Whitney U	 <0,0001 Exact **** Yes Two-tailed 1112 , 718 52	Mann Whitney test P value Exact or approximate P value? P value summary Significantly different (P < 0.05)? One- or two-tailed P value? Sum of ranks in column D,H Mann-Whitney U	 0,7623 Exact ns No Two-tailed 236 , 359 131	Unpaired t test P value P value summary Significantly different (P < 0.05)? One- or two-tailed P value? t, df	 0,0011 ** Yes Two-tailed t=3,571, df=35	Mann Whitney test P value Exact or approximate P value? P value summary Significantly different (P < 0.05)? One- or two-tailed P value? Sum of ranks in column E,F Mann-Whitney U	 0,1939 Exact ns No Two-tailed 1007 , 1074 407,5

Table Analyzed

Copy of number of punctiform structures

Column G

vs.

Column E

lgg-1(G116A) RNAi unc-51

Mann Whitney test

P value

Exact or approximate P value?

P value summary

Significantly different (P < 0.05)?

One- or two-tailed P value?

Sum of ranks in column E,G

Mann-Whitney U

0,1722

Exact

ns

No

Two-tailed

865,5 , 674,5

296,5

Table Analyzed

Copy of number of punctiform structures

Column H

vs.

Column E

lgg-1(G116AG117) RNAi unc-51*

Mann Whitney test

P value

Exact or approximate P value?

P value summary

Significantly different (P < 0.05)?

One- or two-tailed P value?

Sum of ranks in column E,H

Mann-Whitney U

<0,0001

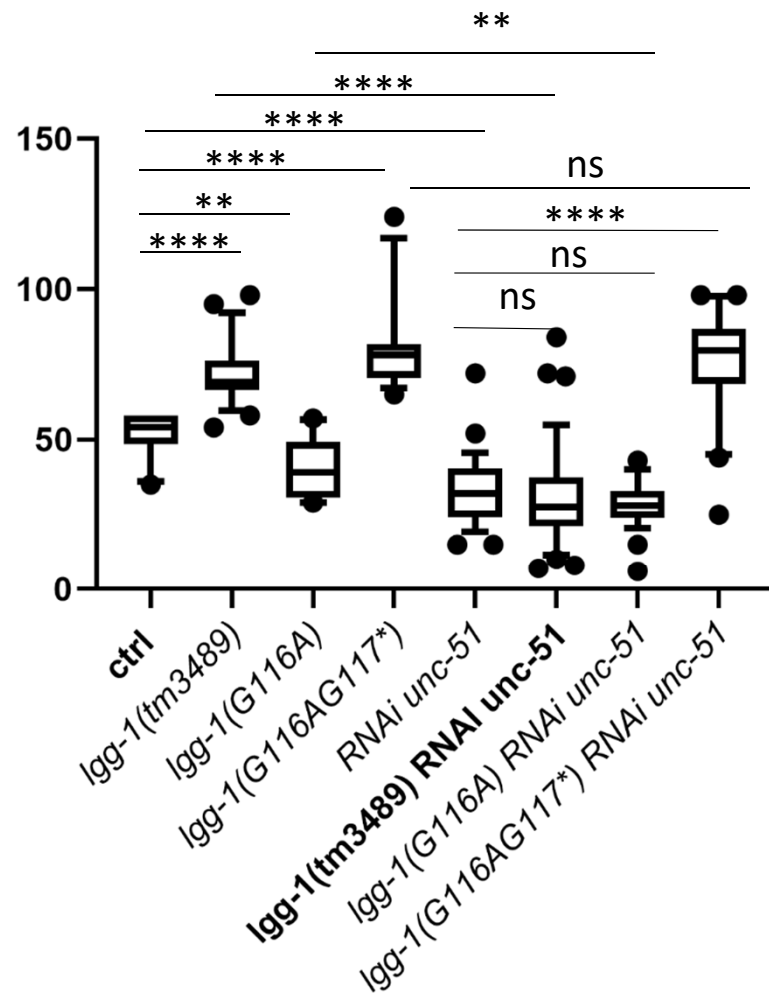
Exact

Yes

Two-tailed

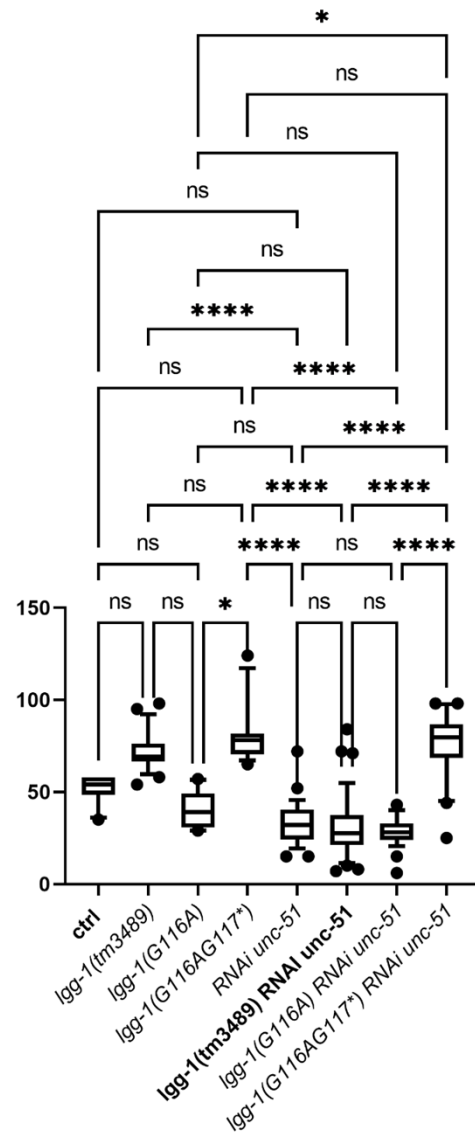
434 , 742

28



Mann Whitney
Alpha 0,05

number of punctiform structures



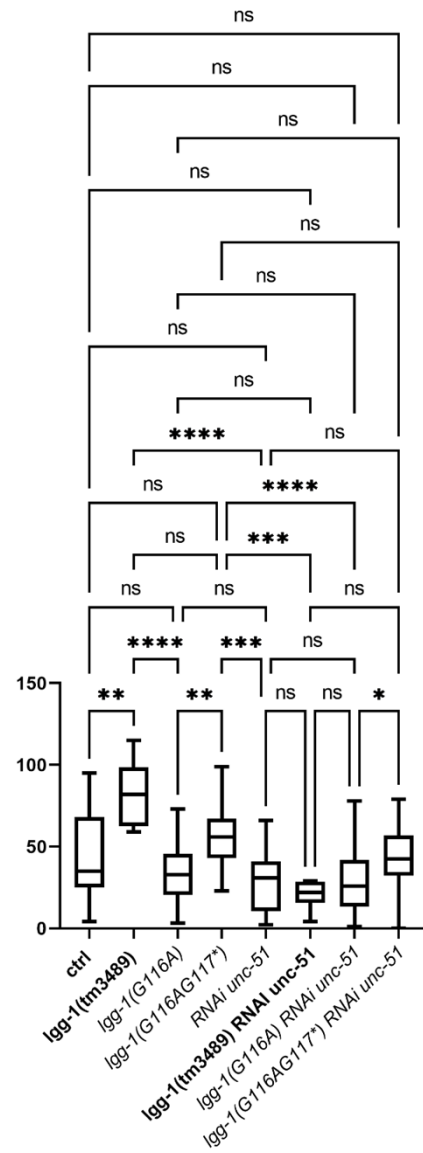
Kruskall Wallis
Alpha 0,05

Number of families	1
Number of comparisons per family	28
Alpha	0,05

Dunn's multiple comparisons test	Mean rank diff.	Significant?	Summary	Adjusted P Value	
ctrl vs. <i>lgg-1(tm3489)</i>	-32,01	No	ns	>0,9999	A-B
ctrl vs. <i>lgg-1(G116A)</i>	25,20	No	ns	>0,9999	A-C
ctrl vs. <i>lgg-1(G116AG117*)</i>	-44,69	No	ns	0,5537	A-D
ctrl vs. <i>RNAi unc-51</i>	43,15	No	ns	0,2747	A-E
ctrl vs. <i>lgg-1(tm3489) RNAi unc-51</i>	51,97	Yes	*	0,0351	A-F
ctrl vs. <i>lgg-1(G116A) RNAi unc-51</i>	55,14	Yes	*	0,0290	A-G
ctrl vs. <i>lgg-1(G116AG117*) RNAi unc-51</i>	-39,33	No	ns	0,7447	A-H
<i>lgg-1(tm3489)</i> vs. <i>lgg-1(G116A)</i>	57,20	No	ns	0,0635	B-C
<i>lgg-1(tm3489)</i> vs. <i>lgg-1(G116AG117*)</i>	-12,68	No	ns	>0,9999	B-D
<i>lgg-1(tm3489)</i> vs. <i>RNAi unc-51</i>	75,16	Yes	****	<0,0001	B-E
<i>lgg-1(tm3489)</i> vs. <i>lgg-1(tm3489) RNAi unc-51</i>	83,98	Yes	****	<0,0001	B-F
<i>lgg-1(tm3489)</i> vs. <i>lgg-1(G116A) RNAi unc-51</i>	87,15	Yes	****	<0,0001	B-G
<i>lgg-1(tm3489)</i> vs. <i>lgg-1(G116AG117*) RNAi unc-51</i>	-7,321	No	ns	>0,9999	B-H
<i>lgg-1(G116A)</i> vs. <i>lgg-1(G116AG117*)</i>	-69,89	Yes	*	0,0195	C-D
<i>lgg-1(G116A)</i> vs. <i>RNAi unc-51</i>	17,95	No	ns	>0,9999	C-E
<i>lgg-1(G116A)</i> vs. <i>lgg-1(tm3489) RNAi unc-51</i>	26,78	No	ns	>0,9999	C-F
<i>lgg-1(G116A)</i> vs. <i>lgg-1(G116A) RNAi unc-51</i>	29,95	No	ns	>0,9999	C-G
<i>lgg-1(G116A)</i> vs. <i>lgg-1(G116AG117*) RNAi unc-51</i>	-64,53	Yes	*	0,0229	C-H
<i>lgg-1(G116AG117*)</i> vs. <i>RNAi unc-51</i>	87,84	Yes	****	<0,0001	D-E
<i>lgg-1(G116AG117*)</i> vs. <i>lgg-1(tm3489) RNAi unc-51</i>	96,66	Yes	****	<0,0001	D-F
<i>lgg-1(G116AG117*)</i> vs. <i>lgg-1(G116A) RNAi unc-51</i>	99,83	Yes	****	<0,0001	D-G
<i>lgg-1(G116AG117*)</i> vs. <i>lgg-1(G116AG117*) RNAi unc-51</i>	5,361	No	ns	>0,9999	D-H
<i>RNAi unc-51</i> vs. <i>lgg-1(tm3489) RNAi unc-51</i>	8,821	No	ns	>0,9999	E-F
<i>RNAi unc-51</i> vs. <i>lgg-1(G116A) RNAi unc-51</i>	11,99	No	ns	>0,9999	E-G
<i>RNAi unc-51</i> vs. <i>lgg-1(G116AG117*) RNAi unc-51</i>	-82,48	Yes	****	<0,0001	E-H
<i>lgg-1(tm3489) RNAi unc-51</i> vs. <i>lgg-1(G116A) RNAi unc-51</i>	3,171	No	ns	>0,9999	F-G
<i>lgg-1(tm3489) RNAi unc-51</i> vs. <i>lgg-1(G116AG117*) RNAi unc-51</i>	-91,30	Yes	****	<0,0001	F-H
<i>lgg-1(G116A) RNAi unc-51</i> vs. <i>lgg-1(G116AG117*) RNAi unc-51</i>	-94,47	Yes	****	<0,0001	G-H

Test details	Mean rank 1	Mean rank 2	Mean rank diff.	n1	n2	Z
ctrl vs. <i>lgg-1(tm3489)</i>	101,8	133,9	-32,01	13	24	1,867
ctrl vs. <i>lgg-1(G116A)</i>	101,8	76,65	25,20	13	10	1,203
ctrl vs. <i>lgg-1(G116AG117*)</i>	101,8	146,5	-44,69	13	14	2,331
ctrl vs. <i>RNAi unc-51</i>	101,8	58,70	43,15	13	28	2,582
ctrl vs. <i>lgg-1(tm3489) RNAi unc-51</i>	101,8	49,88	51,97	13	36	3,226
ctrl vs. <i>lgg-1(G116A) RNAi unc-51</i>	101,8	46,70	55,14	13	27	3,281
ctrl vs. <i>lgg-1(G116AG117*) RNAi unc-51</i>	101,8	141,2	-39,33	13	20	2,217
<i>lgg-1(tm3489)</i> vs. <i>lgg-1(G116A)</i>	133,9	76,65	57,20	24	10	3,053
<i>lgg-1(tm3489)</i> vs. <i>lgg-1(G116AG117*)</i>	133,9	146,5	-12,68	24	14	0,7574
<i>lgg-1(tm3489)</i> vs. <i>RNAi unc-51</i>	133,9	58,70	75,16	24	28	5,427
<i>lgg-1(tm3489)</i> vs. <i>lgg-1(tm3489) RNAi unc-51</i>	133,9	49,88	83,98	24	36	6,401
<i>lgg-1(tm3489)</i> vs. <i>lgg-1(G116A) RNAi unc-51</i>	133,9	46,70	87,15	24	27	6,240
<i>lgg-1(tm3489)</i> vs. <i>lgg-1(G116AG117*) RNAi unc-51</i>	133,9	141,2	-7,321	24	20	0,4857
<i>lgg-1(G116A)</i> vs. <i>lgg-1(G116AG117*)</i>	76,65	146,5	-69,89	10	14	3,390
<i>lgg-1(G116A)</i> vs. <i>RNAi unc-51</i>	76,65	58,70	17,95	10	28	0,9789
<i>lgg-1(G116A)</i> vs. <i>lgg-1(tm3489) RNAi unc-51</i>	76,65	49,88	26,78	10	36	1,505
<i>lgg-1(G116A)</i> vs. <i>lgg-1(G116A) RNAi unc-51</i>	76,65	46,70	29,95	10	27	1,625
<i>lgg-1(G116A)</i> vs. <i>lgg-1(G116AG117*) RNAi unc-51</i>	76,65	141,2	-64,53	10	20	3,346
<i>lgg-1(G116AG117*)</i> vs. <i>RNAi unc-51</i>	146,5	58,70	87,84	14	28	5,390
<i>lgg-1(G116AG117*)</i> vs. <i>lgg-1(tm3489) RNAi unc-51</i>	146,5	49,88	96,66	14	36	6,164
<i>lgg-1(G116AG117*)</i> vs. <i>lgg-1(G116A) RNAi unc-51</i>	146,5	46,70	99,83	14	27	6,089
<i>lgg-1(G116AG117*)</i> vs. <i>lgg-1(G116AG117*) RNAi unc-51</i>	146,5	141,2	5,361	14	20	0,3090
<i>RNAi unc-51</i> vs. <i>lgg-1(tm3489) RNAi unc-51</i>	58,70	49,88	8,821	28	36	0,7032
<i>RNAi unc-51</i> vs. <i>lgg-1(G116A) RNAi unc-51</i>	58,70	46,70	11,99	28	27	0,8931
<i>RNAi unc-51</i> vs. <i>lgg-1(G116AG117*) RNAi unc-51</i>	58,70	141,2	-82,48	28	20	5,659
<i>lgg-1(tm3489) RNAi unc-51</i> vs. <i>lgg-1(G116A) RNAi unc-51</i>	49,88	46,70	3,171	36	27	0,2502
<i>lgg-1(tm3489) RNAi unc-51</i> vs. <i>lgg-1(G116AG117*) RNAi unc-51</i>	49,88	141,2	-91,30	36	20	6,576
<i>lgg-1(G116A) RNAi unc-51</i> vs. <i>lgg-1(G116AG117*) RNAi unc-51</i>	46,70	141,2	-94,47	27	20	6,432

Atg18GFP replacement RNAI lgg-1 par Tm



Kruskal Wallis
Alpha 0,05

Number of families	1					
Number of comparisons per family	28					
Alpha	0,05					
Dunn's multiple comparisons test	Mean rank diff.	Significant?	Summary	Adjusted P Value		
ctrl vs. lgg-1(tm3489)	-76.69	Yes	**	0,0028	A-B	
ctrl vs. lgg-1(G116A)	21.55	No	ns	>0,9999	A-C	
ctrl vs. lgg-1(G116AG117*)	-37.98	No	ns	0,4517	A-D	
ctrl vs. RNAi unc-51	33.43	No	ns	0,8686	A-E	
ctrl vs. lgg-1(tm3489) RNAi unc-51	60.80	No	ns	0,1943	A-F	
ctrl vs. lgg-1(G116A) RNAi unc-51	39.70	No	ns	0,1966	A-G	
ctrl vs. lgg-1(G116AG117*) RNAi unc-51	-9.650	No	ns	>0,9999	A-H	
lgg-1(tm3489) vs. lgg-1(G116A)	98.25	Yes	****	<0,0001	B-C	
lgg-1(tm3489) vs. lgg-1(G116AG117*)	38.72	No	ns	>0,9999	B-D	
lgg-1(tm3489) vs. RNAi unc-51	110.1	Yes	****	<0,0001	B-E	
lgg-1(tm3489) vs. lgg-1(tm3489) RNAi unc-51	137.5	Yes	****	<0,0001	B-F	
lgg-1(tm3489) vs. lgg-1(G116A) RNAi unc-51	116.4	Yes	****	<0,0001	B-G	
lgg-1(tm3489) vs. lgg-1(G116AG117*) RNAi unc-51	67.05	Yes	*	0,0200	B-H	
lgg-1(G116A) vs. lgg-1(G116AG117*)	-59.53	Yes	**	0,0028	C-D	
lgg-1(G116A) vs. RNAi unc-51	11.88	No	ns	>0,9999	C-E	
lgg-1(G116A) vs. lgg-1(tm3489) RNAi unc-51	39.25	No	ns	>0,9999	C-F	
lgg-1(G116A) vs. lgg-1(G116A) RNAi unc-51	18.15	No	ns	>0,9999	C-G	
lgg-1(G116A) vs. lgg-1(G116AG117*) RNAi unc-51	-31.20	No	ns	>0,9999	C-H	
lgg-1(G116AG117*) vs. RNAi unc-51	71.41	Yes	***	0,0002	D-E	
lgg-1(G116AG117*) vs. lgg-1(tm3489) RNAi unc-51	98.78	Yes	***	0,0004	D-F	
lgg-1(G116AG117*) vs. lgg-1(G116A) RNAi unc-51	77.68	Yes	****	<0,0001	D-G	
lgg-1(G116AG117*) vs. lgg-1(G116AG117*) RNAi unc-51	28.33	No	ns	>0,9999	D-H	
RNAi unc-51 vs. lgg-1(tm3489) RNAi unc-51	27.37	No	ns	>0,9999	E-F	
RNAi unc-51 vs. lgg-1(G116A) RNAi unc-51	6.273	No	ns	>0,9999	E-G	
RNAi unc-51 vs. lgg-1(G116AG117*) RNAi unc-51	-43.08	No	ns	0,1644	E-H	
lgg-1(tm3489) RNAi unc-51 vs. lgg-1(G116A) RNAi unc-51	-21.10	No	ns	>0,9999	F-G	
lgg-1(tm3489) RNAi unc-51 vs. lgg-1(G116AG117*) RNAi unc-51	-70.45	No	ns	0,0515	F-H	
lgg-1(G116A) RNAi unc-51 vs. lgg-1(G116AG117*) RNAi unc-51	-49.35	Yes	*	0,0253	G-H	
Test details	Mean rank 1	Mean rank 2	Mean rank diff.	n1	n2	Z
ctrl vs. lgg-1(tm3489)	109.2	185.9	-76.69	29	13	3,893
ctrl vs. lgg-1(G116A)	109.2	87.64	21.55	29	33	1,435
ctrl vs. lgg-1(G116AG117*)	109.2	147.2	-37.98	29	27	2,406
ctrl vs. RNAi unc-51	109.2	75.76	33.43	29	29	2,157
ctrl vs. lgg-1(tm3489) RNAi unc-51	109.2	48.39	60.80	29	9	2,700
ctrl vs. lgg-1(G116A) RNAi unc-51	109.2	69.49	39.70	29	36	2,696
ctrl vs. lgg-1(G116AG117*) RNAi unc-51	109.2	118.8	-9.650	29	28	0,6171
lgg-1(tm3489) vs. lgg-1(G116A)	185.9	87.64	98.25	13	33	5,083
lgg-1(tm3489) vs. lgg-1(G116AG117*)	185.9	147.2	38.72	13	27	1,943
lgg-1(tm3489) vs. RNAi unc-51	185.9	75.76	110.1	13	29	5,590
lgg-1(tm3489) vs. lgg-1(tm3489) RNAi unc-51	185.9	48.39	137.5	13	9	5,372
lgg-1(tm3489) vs. lgg-1(G116A) RNAi unc-51	185.9	69.49	116.4	13	36	6,095
lgg-1(tm3489) vs. lgg-1(G116AG117*) RNAi unc-51	185.9	118.8	67.05	13	28	3,385
lgg-1(G116A) vs. lgg-1(G116AG117*)	87.64	147.2	-59.53	33	27	3,887
lgg-1(G116A) vs. RNAi unc-51	87.64	75.76	11.88	33	29	0,7906
lgg-1(G116A) vs. lgg-1(tm3489) RNAi unc-51	87.64	48.39	39.25	33	9	1,768
lgg-1(G116A) vs. lgg-1(G116A) RNAi unc-51	87.64	69.49	18.15	33	36	1,276
lgg-1(G116A) vs. lgg-1(G116AG117*) RNAi unc-51	87.64	118.8	-31.20	33	28	2,058
lgg-1(G116AG117*) vs. RNAi unc-51	147.2	75.76	71.41	27	29	4,524
lgg-1(G116AG117*) vs. lgg-1(tm3489) RNAi unc-51	147.2	48.39	98.78	27	9	4,348
lgg-1(G116AG117*) vs. lgg-1(G116A) RNAi unc-51	147.2	69.49	77.68	27	36	5,170
lgg-1(G116AG117*) vs. lgg-1(G116AG117*) RNAi unc-51	147.2	118.8	28.33	27	28	1,779
RNAi unc-51 vs. lgg-1(tm3489) RNAi unc-51	75.76	48.39	27.37	29	9	1,215
RNAi unc-51 vs. lgg-1(G116A) RNAi unc-51	75.76	69.49	6,273	29	36	0,4259
RNAi unc-51 vs. lgg-1(G116AG117*) RNAi unc-51	75.76	118.8	-43,08	29	28	2,755
lgg-1(tm3489) RNAi unc-51 vs. lgg-1(G116A) RNAi unc-51	48.39	69.49	-21,10	9	36	0,9591
lgg-1(tm3489) RNAi unc-51 vs. lgg-1(G116AG117*) RNAi unc-51	48.39	118.8	-70.45	9	28	3,115
lgg-1(G116A) RNAi unc-51 vs. lgg-1(G116AG117*) RNAi unc-51	69.49	118.8	-49,35	36	28	3,318